

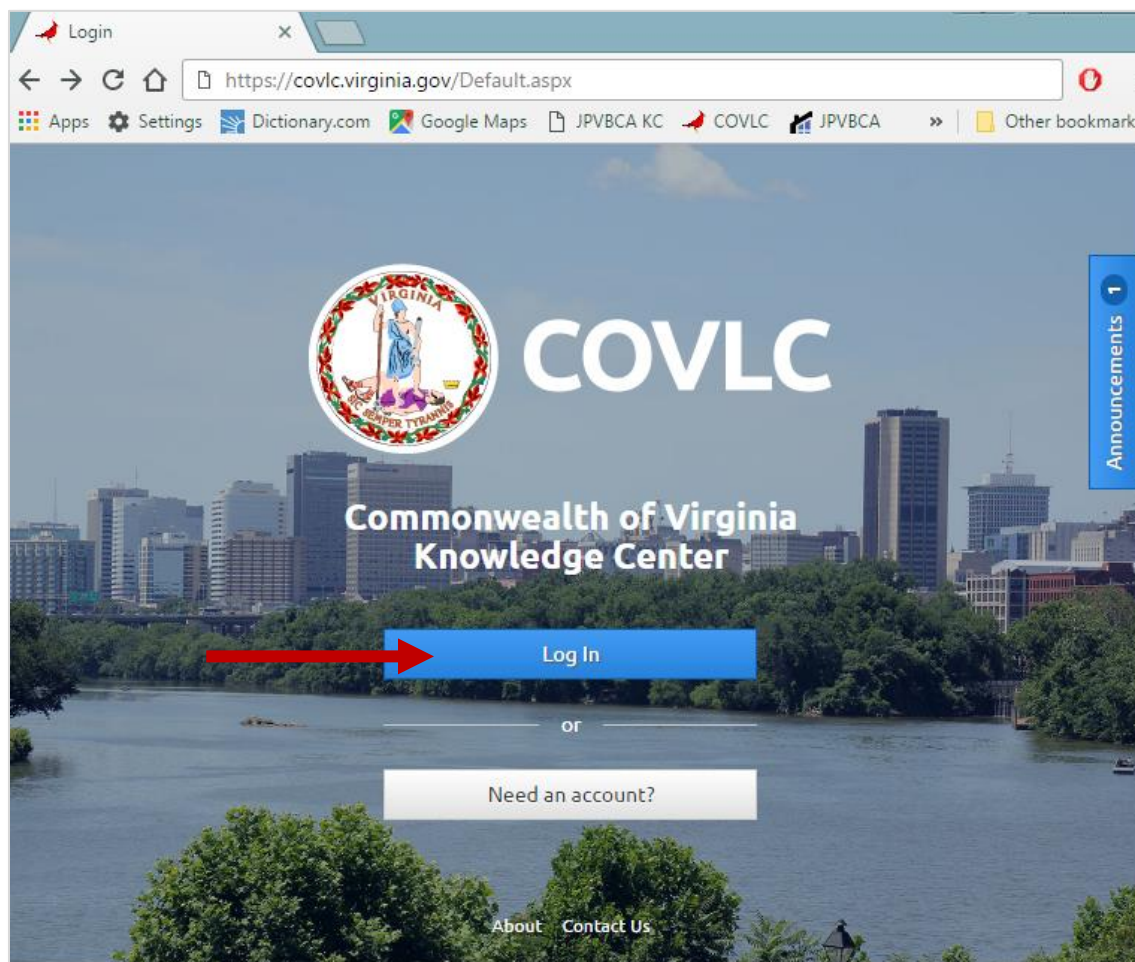


## **Access Training in the VBCA Learning Center**

The Jack A Proctor Virginia Building Code Academy Learning Center is a web-based application that delivers self-study training to your desktop, and tracks your progress through the training. To access the JPVBCALC for the first time, you need to navigate to the web site and register as a new user. Please note that this site is a domain within the Commonwealth of Virginia's Knowledge Center (COVLC). If you already have an account on the COVLC and wish to access the JPVBCA domain, contact [VBCA@dhcd.virginia.gov](mailto:VBCA@dhcd.virginia.gov) for assistance.

### **I. Access the VBCA Learning Center (3 steps)**

- Step 1.** Open your Internet browser (such as *Internet Explorer, Firefox, etc.*).
- Step 2.** In the **Address** line, enter the Knowledge Center Web site address (<https://covlc.virginia.gov/default.aspx>) and press the **Enter** key on your keyboard. The *Virginia Learning Center Home Page* opens.
- Step 3.** Click Log In. Enter your login ID and password into the appropriate fields and press the Enter key on your keyboard. The *Virginia Building Code Academy Learning Center Home page* opens.



## II. Access Your Course (6 steps)

In order to access any training module in the Learning Center, you will need to search for the course, access the course, and launch the program. Once you have viewed all slides in a course, your Learning Center profile is automatically updated to reflect your course completion.

*To Browse Training in the VBCALC:*

The screenshot shows the DHCD - Virginia Building Code Academy website. The navigation bar includes 'TRAINING HOME', 'MY UPCOMING LEARNING', 'TRANSCRIPT', 'TRAINING CATALOG', and 'COLLABORATION SPACES'. The main content area is split into two columns. The left column has 'Recent Announcements' with two items: '\*UPDATED 10/19\* -- Knowledge Center Upgrade Scheduled November 1-1' and 'Password for the VBCA Knowledge Center'. A red arrow points from the first announcement to the search bar. The right column has a 'Search' section with a search input field, a dropdown menu set to 'Any words', and a 'Search' button. Below the search section is a 'Browse Categories' list with items like 'Agency Operations (6)', 'Basic Skills (15)', etc. At the bottom left, there is an 'FAQs' section with the text 'No records found.'

**Step 1.** Type 'DHCD' into the search field at the top of your home page, and press the **Enter** key. Results should display the full range of courses offered by DHCD.

**Tip:** to locate code change training, search for "code change training", or "cct"

## Search Results

Classroom Calendar View

Print

You searched for 'dhcd'

15 Items

« < Page 1 of 2 > »

### [Manufactured Home Installation Program Module 1](#)

This course is required training for installers of residential manufactured homes in Virginia. Those

Content Type: SCORM 1.2  Checked in

### [Water Reuse - Nonpotable Water Systems \(Snap Series\)](#)

Part of the Virginia Building Code Academy's Snap Series, this course outlines the key code requirem

Content Type: SCORM 1.2  Checked in

### [2012 CCT International Fuel Gas Code Update](#)

This course covers significant changes to the 2012 International Fuel Gas Code, including relevant V

Content Type: SCORM 1.2  Checked in

### [2012 CCT International Property Maintenance Code Update](#)


**Step 2.** Click on the title of the course that you wish to access. This will take you to the course title page.

TRAINING HOME MY UPCOMING LEARNING TRANSCRIPT TRAINING CATALOG COLLABORATION SPACES

Search Results

## 2012 CCT International Fuel Gas Code Update

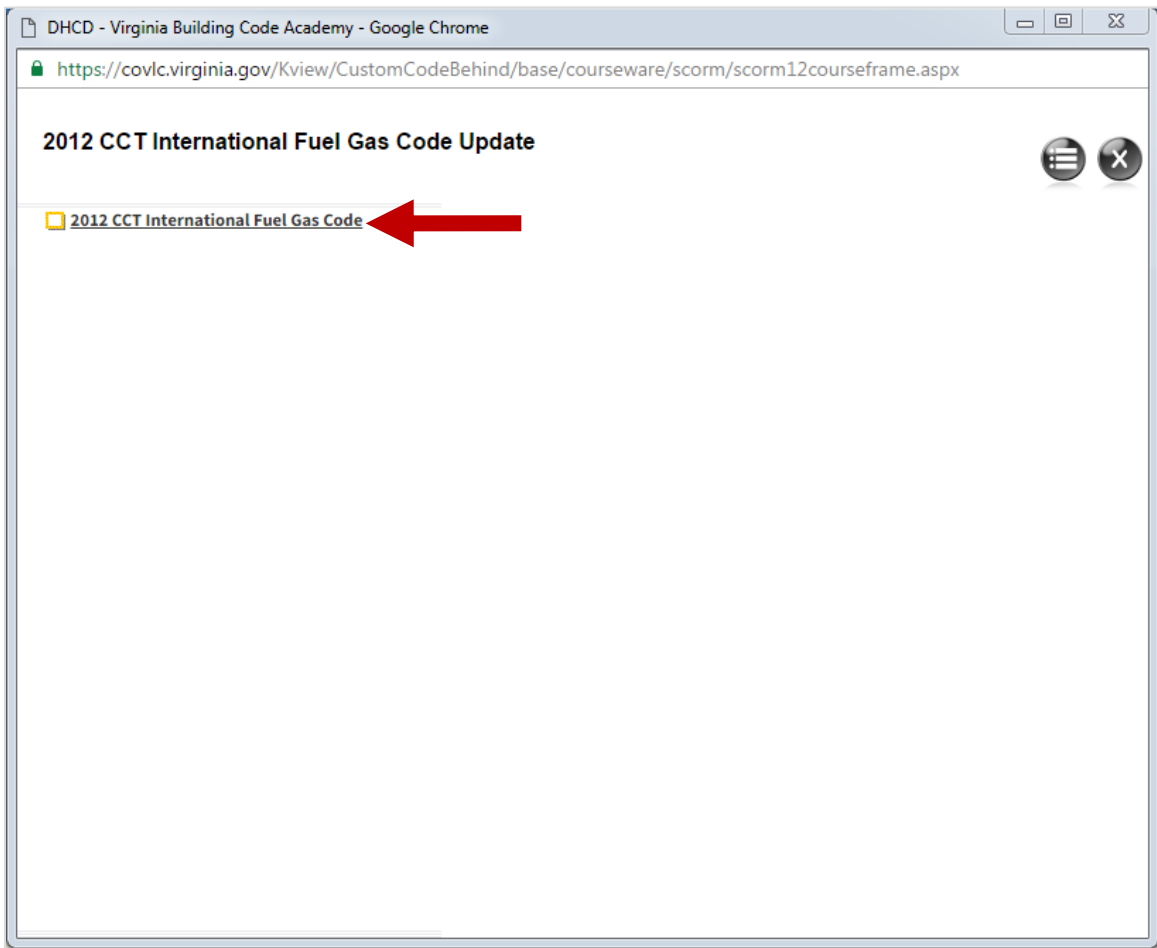
Online

[Open Item](#) 

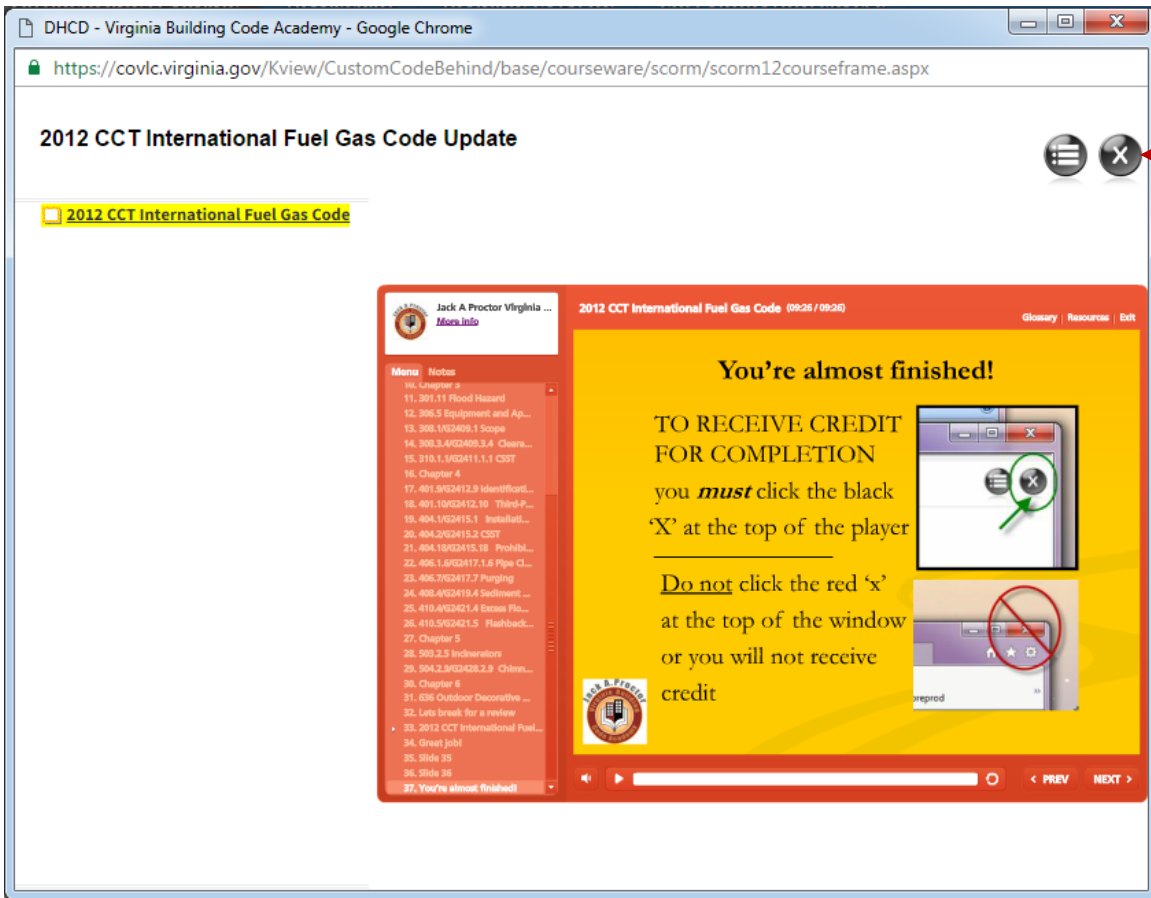
**Description**

This course covers significant changes to the 2012 International Fuel Gas Code, including relevant Virginia amendments. This course is mandatory for those seeking to maintain the following certifications through DHCD: -Residential Mechanical Inspector -Commercial Mechanical Inspector -Mechanical Plans Examiner -Combination Residential Inspector -Combination Commercial Inspector

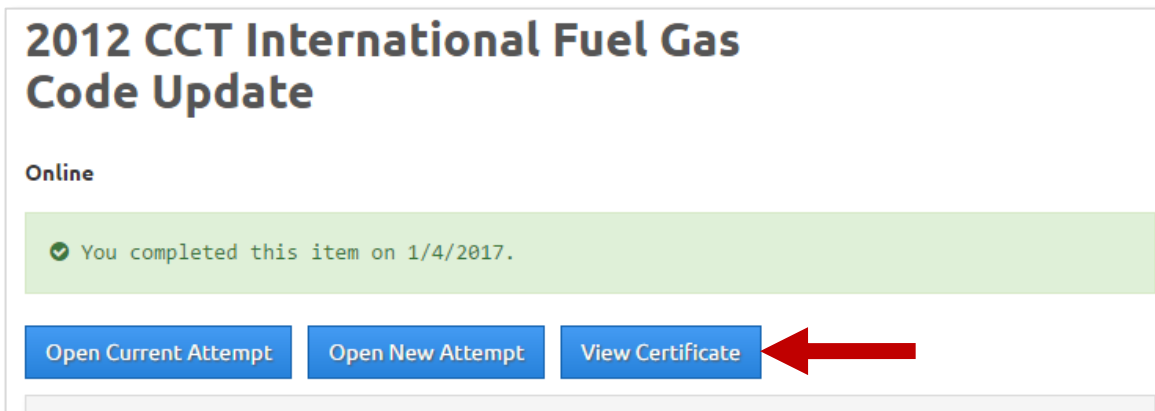
**Step 3.** Access the course by clicking '**Open Item**'. This will open the course enrollment menu in another window.



**Step 4.** Launch your course by clicking on the course title in the player window. The program will start momentarily in the same window. You may maximize the size of the player window by clicking on the square in the top right corner of the dialogue box. .



**Step 5.** Your progress will be saved automatically. You may close the window at any time and pick up where you left off when you return, by clicking "Open Current Attempt".



**Step 6.** You may download and print your certificate by clicking 'View Certificate'